



survey title:

A font by any other name? [Edit Title](#)

[design survey](#)

[collect responses](#)

[analyze results](#)

current report: Default Report

[Add Report](#)



Response Summary

Active Filter: Involvement level

Total: 315

[Edit Filter](#)

Filtered: 108

[Unapply Filter](#)

Page: Default Section

1. What are the differences between a "font" and a "typeface"? (You can check ALL that apply)

	Response Percent	Response Count
A typeface is the abstract design; a font is a computer file instantiating a typeface in a specific format.	46.3%	50
A typeface embodies more than one style (e.g. bold and italic) while a font is a single style (e.g. bold condensed italic)	62.0%	67
There is no difference, they are synonyms	12.0%	13
Other (please explain in comments)	11.1%	12
Comments view		19
answered question		108
skipped question		0

2. When talking about scalable digital fonts, what constitutes "a font" in your mind?


	Response Percent	Response Count
One font includes all the different possible styles (condensed, extended, bold, italic)	13.0%	14
One font includes a base style plus any linked styles (bold, italic, bold italic) but no more than that. Arial is		

- [View Summary](#)
- [Browse Responses](#)
- [Filter Responses](#)
- [Crosstab Responses](#)
- [Download Responses](#)
- [Share Responses](#)


one font (including bold and italic), Arial Narrow is a second (including bold and italic), and Arial Black is a third.		29.6%	32
One font is a single style of a typeface, in a given font format. So Arial Bold Italic is one font and Arial Italic is another. (Point size doesn't matter.)		45.4%	49
One font is a given style at a specific size, just like in metal type. 10 point Arial Bold Italic is one font, and 12 point Arial Bold Italic is a different font.		8.3%	9
Other		1.9%	2
I don't know / I'm not sure		1.9%	2
Comment			14
answered question			108
skipped question			0

3. Which of the following elements is part of the definition of "a single typeface" in your mind? Check ALL that apply.			
		Response Percent	Response Count
It is the design, regardless of how it's instantiated		48.0%	48
It is a family of one or more styles (including bold and italic)		65.0%	65
It includes no more styles than four, which are style-linked (regular, italic, bold, bold italic)		7.0%	7
It can include variants by width (such as condensed and extended)		54.0%	54
It can include variants by optical size (such as display as well as regular)		49.0%	49
A typeface can include major style variants such as serif/sans/slab/monospaced		22.0%	22
Comments			10
answered question			100
skipped question			8

4. How appropriate would you say each of the following terms is for meaning a single face/style of a font family in a given format, such as Helvetica Bold Condensed Italic in OpenType CFF?			


	Absolutely Not	Probably Not	Maybe	Good	Very Good	Fits Perfectly	Rating Average	Response Count
Variant	2.0% (2)	11.0% (11)	23.0% (23)	29.0% (29)	19.0% (19)	16.0% (16)	4.00	100
Font	5.9% (6)	16.8% (17)	9.9% (10)	18.8% (19)	19.8% (20)	28.7% (29)	4.16	101
Face	11.0% (11)	22.0% (22)	24.0% (24)	13.0% (13)	11.0% (11)	19.0% (19)	3.48	100
Style	2.9% (3)	15.5% (16)	13.6% (14)	22.3% (23)	27.2% (28)	18.4% (19)	4.11	103
Weight	9.8% (10)	19.6% (20)	19.6% (20)	18.6% (19)	18.6% (19)	13.7% (14)	3.58	102
Comment 								9
answered question								104
skipped question								4

5. How appropriate would you say each of the following terms is for use in describing a style-linked group of up to four fonts (regular, italic, bold, bold italic)?


	Absolutely Not	Probably Not	Maybe	Good	Very Good	Fits Perfectly	Rating Average	Response Count
Styling Group	11.7% (11)	28.7% (27)	31.9% (30)	16.0% (15)	10.6% (10)	1.1% (1)	2.88	94
Styling Family	11.6% (11)	22.1% (21)	33.7% (32)	20.0% (19)	12.6% (12)	0.0% (0)	3.00	95
Style-linked Group	8.0% (7)	33.0% (29)	26.1% (23)	14.8% (13)	11.4% (10)	6.8% (6)	3.09	88
Family	4.0% (4)	2.0% (2)	16.2% (16)	24.2% (24)	34.3% (34)	19.2% (19)	4.40	99
Font	15.3% (15)	25.5% (25)	17.3% (17)	19.4% (19)	16.3% (16)	6.1% (6)	3.14	98
Typeface	9.0% (9)	10.0% (10)	19.0% (19)	26.0% (26)	21.0% (21)	15.0% (15)	3.85	100
Style-linked Family	7.7% (7)	22.0% (20)	31.9% (29)	19.8% (18)	13.2% (12)	5.5% (5)	3.25	91
Comment 								10
answered question								105
skipped question								3

6. How appropriate is each of the following terms for describing a typeface family with an arbitrary number of styles? For example, they could vary in weight, width, slope, optical size, and possibly other minor stylistic ways.

	Absolutely Not	Probably Not	Maybe	Good	Very Good	Fits Perfectly	Rating Average	Response Count
--	----------------	--------------	-------	------	-----------	----------------	----------------	----------------





Typeface	6.3% (6)	10.4% (10)	13.5% (13)	25.0% (24)	19.8% (19)	25.0% (24)	4.17	96
Font	17.9% (17)	44.2% (42)	18.9% (18)	12.6% (12)	3.2% (3)	3.2% (3)	2.48	95
Font Family	2.0% (2)	5.1% (5)	22.4% (22)	26.5% (26)	24.5% (24)	19.4% (19)	4.24	98
Extended Font Family	1.0% (1)	11.3% (11)	19.6% (19)	23.7% (23)	32.0% (31)	12.4% (12)	4.11	97
Other suggestion (please comment)	12.5% (2)	25.0% (4)	37.5% (6)	0.0% (0)	12.5% (2)	12.5% (2)	3.13	16
Comment 								8
							answered question	102
							skipped question	6

7. What's the best term for describing a set of related fonts/typefaces/etcetera that differ in major design characteristics? For example, there might be a serif, a sans serif, a monospaced semi-sans, and a slab serif version, each in turn comprising a full type family (or whatever one calls them) of its own. You construct a term by combining an adjective (options across the top) with a noun (options down the left side). This creates combined terms such as "type series" and "font suite." Please check ONLY ONE BOX for this question, unless you feel there are two or more equally good first choices.

	Type	Typeface	Font	(no adjective needed)	Response Count	
Series	26.9% (7)	34.6% (9)	30.8% (8)	15.4% (4)	26	
Extended Family	13.2% (5)	34.2% (13)	34.2% (13)	21.1% (8)	38	
Meta-family	8.7% (2)	30.4% (7)	34.8% (8)	30.4% (7)	23	
Uber-family	23.8% (5)	33.3% (7)	23.8% (5)	23.8% (5)	21	
Super-family	34.6% (9)	26.9% (7)	23.1% (6)	23.1% (6)	26	
System	28.6% (8)	25.0% (7)	28.6% (8)	25.0% (7)	28	
Collection	28.3% (13)	47.8% (22)	23.9% (11)	8.7% (4)	46	
Suite	12.2% (5)	48.8% (20)	26.8% (11)	17.1% (7)	41	
Clan	33.3% (7)	14.3% (3)	23.8% (5)	33.3% (7)	21	
Other (see comments)	7.1% (1)	14.3% (2)	28.6% (4)	50.0% (7)	14	
Comment 					16	
					answered question	93
					skipped question	15

8. How deeply involved are you with fonts and typography?

	Response Percent	Response Count

Very Deeply (examples: type designer; font production, font sales or support)		0.0%	0
Deeply (examples: typographer, software developer who works closely with fonts, graphic/web designer who is "into" fonts)		0.0%	0
Moderately (examples: average graphic designer or web designer)		88.9%	96
Average User (examples: just use fonts in Microsoft Office)		11.1%	12
answered question			108
skipped question			0

9. Where are you from, and where do you live?			
	I was mostly educated in:	I live in:	Response Count
Australia / New Zealand	80.0% (4)	100.0% (5)	5
USA/Canada	95.8% (68)	94.4% (67)	71
Latin America	100.0% (3)	66.7% (2)	3
Western Europe	81.5% (22)	88.9% (24)	27
Central or Eastern Europe	83.3% (5)	50.0% (3)	6
East Asia (incl. China)	100.0% (2)	100.0% (2)	2
South Asia	0.0% (0)	0.0% (0)	0
South-East Asia	100.0% (1)	0.0% (0)	1
Asia (other)	0.0% (0)	0.0% (0)	0
Middle East	100.0% (1)	100.0% (1)	1
Africa	0.0% (0)	0.0% (0)	0
Other	100.0% (2)	50.0% (1)	2
answered question			107
skipped question			1