



survey title:

A font by any other name? [Edit Title](#)

[design survey](#)

[collect responses](#)

[analyze results](#)

[View Summary](#)

current report: Default Report

[Add Report](#)

[Browse Responses](#)

[Filter Responses](#)

[Crosstab Responses](#)

[Download Responses](#)

[Share Responses](#)

Response Summary

Total Started Survey: 315
Total Completed Survey: 315 (100%)






Page: Default Section

1. What are the differences between a "font" and a "typeface"? (You can check ALL that apply)


	Response Percent	Response Count
A typeface is the abstract design; a font is a computer file instantiating a typeface in a specific format.	55.4%	175
A typeface embodies more than one style (e.g. bold and italic) while a font is a single style (e.g. bold condensed italic)	57.3%	181
There is no difference, they are synonyms	9.5%	30
Other (please explain in comments)	11.1%	35
	Comments view	65
	answered question	316
	skipped question	-1

2. When talking about scalable digital fonts, what constitutes "a font" in your mind?

	Response Percent	Response Count
One font includes all the different possible styles (condensed, extended, bold, italic)	8.2%	26
One font includes a base style plus any linked styles (bold, italic, bold italic) but no more than that. Arial is one font (including bold and italic), Arial Narrow is a second (including bold and italic), and Arial Black is a third.	20.3%	64


<p>One font is a single style of a typeface, in a given font format. So Arial Bold Italic is one font and Arial Italic is another. (Point size doesn't matter.)</p> 	59.8%	189
<p>One font is a given style at a specific size, just like in metal type. 10 point Arial Bold Italic is one font, and 12 point Arial Bold Italic is a different font.</p> 	8.2%	26
<p>Other</p> 	1.6%	5
<p>I don't know / I'm not sure</p> 	1.9%	6
<p>Comment  view</p>		40
answered question		316
skipped question		-1

3. Which of the following elements is part of the definition of "a single typeface" in your mind? Check ALL that apply.


	Response Percent	Response Count
It is the design, regardless of how it's instantiated	54.0%	150
It is a family of one or more styles (including bold and italic)	68.0%	189
It includes no more styles than four, which are style-linked (regular, italic, bold, bold italic)	6.1%	17
It can include variants by width (such as condensed and extended)	52.5%	146
It can include variants by optical size (such as display as well as regular)	54.0%	150
A typeface can include major style variants such as serif/sans/slab/monospaced	23.0%	64
<p>Comments  view</p>		45
answered question		278
skipped question		37

4. How appropriate would you say each of the following terms is for meaning a single face/style of a font family in a given format, such as Helvetica Bold Condensed Italic in OpenType CFF?

	Absolutely Not	Probably Not	Maybe	Good	Very Good	Fits Perfectly	Rating Average	Response Count
Variant	4.4% (13)	13.0% (38)	20.8% (61)	27.3% (80)	14.7% (43)	19.8% (58)	3.94	293


Font	6.7% (20)	10.1% (30)	11.1% (33)	19.1% (57)	17.4% (52)	35.6% (106)	4.37	298
Face	16.0% (47)	22.5% (66)	22.9% (67)	13.7% (40)	8.9% (26)	16.0% (47)	3.25	293
Style	4.0% (12)	12.4% (37)	13.8% (41)	23.8% (71)	22.1% (66)	23.8% (71)	4.19	298
Weight	10.4% (31)	15.4% (46)	16.8% (50)	20.1% (60)	19.1% (57)	18.1% (54)	3.77	298
Comment 								44
							answered question	305
							skipped question	10

5. How appropriate would you say each of the following terms is for use in describing a style-linked group of up to four fonts (regular, italic, bold, bold italic)?


	Absolutely Not	Probably Not	Maybe	Good	Very Good	Fits Perfectly	Rating Average	Response Count
Styling Group	19.8% (55)	29.5% (82)	29.1% (81)	10.4% (29)	8.3% (23)	2.9% (8)	2.67	278
Styling Family	19.4% (54)	30.2% (84)	25.9% (72)	14.4% (40)	7.9% (22)	2.2% (6)	2.68	278
Style-linked Group	16.0% (44)	28.4% (78)	24.7% (68)	12.7% (35)	10.5% (29)	7.6% (21)	2.96	275
Family	5.8% (17)	4.8% (14)	12.3% (36)	23.5% (69)	27.6% (81)	25.9% (76)	4.40	293
Font	29.6% (84)	23.9% (68)	18.0% (51)	14.1% (40)	9.2% (26)	5.3% (15)	2.65	284
Typeface	11.0% (32)	13.0% (38)	16.8% (49)	22.6% (66)	17.8% (52)	18.8% (55)	3.80	292
Style-linked Family	13.4% (37)	19.5% (54)	28.5% (79)	14.8% (41)	12.3% (34)	11.6% (32)	3.28	277
Comment 								44
							answered question	303
							skipped question	12

6. How appropriate is each of the following terms for describing a typeface family with an arbitrary number of styles? For example, they could vary in weight, width, slope, optical size, and possibly other minor stylistic ways.

	Absolutely Not	Probably Not	Maybe	Good	Very Good	Fits Perfectly	Rating Average	Response Count
Typeface	8.8% (25)	10.2% (29)	15.8% (45)	19.0% (54)	19.4% (55)	26.8% (76)	4.10	284
Font	33.3% (92)	34.8% (96)	15.9% (44)	8.7% (24)	3.6% (10)	3.6% (10)	2.25	276




Font Family	3.1% (9)	5.5% (16)	15.4% (45)	24.0% (70)	26.7% (78)	25.3% (74)	4.42	292	
Extended Font Family	4.2% (12)	10.2% (29)	16.5% (47)	20.7% (59)	28.1% (80)	20.4% (58)	4.19	285	
Other suggestion (please comment)	20.3% (13)	14.1% (9)	32.8% (21)	3.1% (2)	10.9% (7)	18.8% (12)	3.27	64	
							Comment 	47	
								answered question	301
								skipped question	14

7. What's the best term for describing a set of related fonts/typefaces/etcetera that differ in major design characteristics? For example, there might be a serif, a sans serif, a monospaced semi-sans, and a slab serif version, each in turn comprising a full type family (or whatever one calls them) of its own. You construct a term by combining an adjective (options across the top) with a noun (options down the left side). This creates combined terms such as "type series" and "font suite." Please check ONLY ONE BOX for this question, unless you feel there are two or more equally good first choices.

	Type	Typeface	Font	(no adjective needed)	Response Count	
Series	36.4% (28)	31.2% (24)	23.4% (18)	15.6% (12)	77	
Extended Family	17.0% (19)	42.9% (48)	21.4% (24)	22.3% (25)	112	
Meta-family	16.9% (11)	40.0% (26)	15.4% (10)	33.8% (22)	65	
Uber-family	20.8% (11)	26.4% (14)	15.1% (8)	43.4% (23)	53	
Super-family	25.8% (23)	31.5% (28)	13.5% (12)	33.7% (30)	89	
System	41.6% (37)	29.2% (26)	15.7% (14)	20.2% (18)	89	
Collection	30.8% (36)	43.6% (51)	24.8% (29)	14.5% (17)	117	
Suite	19.0% (20)	43.8% (46)	25.7% (27)	17.1% (18)	105	
Clan	29.1% (16)	20.0% (11)	10.9% (6)	43.6% (24)	55	
Other (see comments)	20.6% (7)	23.5% (8)	14.7% (5)	44.1% (15)	34	
					Comment 	47
					answered question	288
					skipped question	27

8. How deeply involved are you with fonts and typography?

		Response Percent	Response Count
Very Deeply (examples: type designer; font production, font sales or support)	<input type="checkbox"/>	22.5%	71
Deeply (examples: typographer,	<input type="checkbox"/>		

software developer who works closely with fonts, graphic/web designer who is "into" fonts)		43.4%	137
Moderately (examples: average graphic designer or web designer)		30.4%	96
Average User (examples: just use fonts in Microsoft Office)		3.8%	12
answered question			316
skipped question			-1

9. Where are you from, and where do you live?			
	I was mostly educated in:	I live in:	Response Count
Australia / New Zealand	92.9% (13)	92.9% (13)	14
USA/Canada	95.4% (186)	93.8% (183)	195
Latin America	77.8% (7)	77.8% (7)	9
Western Europe	90.3% (93)	84.5% (87)	103
Central or Eastern Europe	82.4% (14)	64.7% (11)	17
East Asia (incl. China)	75.0% (3)	100.0% (4)	4
South Asia	0.0% (0)	0.0% (0)	0
South-East Asia	100.0% (2)	0.0% (0)	2
Asia (other)	0.0% (0)	0.0% (0)	0
Middle East	66.7% (2)	66.7% (2)	3
Africa	0.0% (0)	0.0% (0)	0
Other	100.0% (3)	66.7% (2)	3
answered question			314
skipped question			1

[Anti-Spam Policy](#) [Terms of Use](#) [Privacy Statement](#) [Opt Out/Opt In](#) [Contact Us](#)

Copyright ©1999-2009 SurveyMonkey.com. All Rights Reserved. No portion of this site may be copied without the express written consent of SurveyMonkey.com.